

Friday night, April 11 & Saturday, April 12, 2008

Spring Fling 2008

Cliffbreakers Convention Center
700 West Riverside Blvd., Rockford, Illinois

Schedule

Friday, April 11th

- 4:30 p.m.. Doors open
- 5:30 - 9:30 p.m. -
Classes

Vendors open until 9 p.m.

Saturday, April 12th

- 7:30 a.m. - Doors open
- Vendors will be open and a continental breakfast will be provided.
- 9:00 a.m. - Regular classes begin
- 12:00 p.m. - Lunch
- Please note on your registration if you require a vegetarian lunch. There will be a short LLBWA membership meeting during lunch.
- Classes resume after lunch until 5:00 p.m.

Registration Information

Registration for the workshop is due by February 15th. Pictures and descriptions of the projects, teacher biographies and a registration form are included in this brochure.

Information also is available on the LLBWA web site; www.llbwa.com.

When choosing classes, please list them in order of preference. Return the registration form, \$40 registration fee and a self-addressed stamped envelope to:

Anne Johnson
8381 Vicki Road
Rockford, IL 61108

The registration fee covers the cost of renting the convention center, continental breakfast and lunch on Saturday and various other expenses involved in offering the workshop.

On **February 16th** we will draw registration requests randomly and make class assignments. Forms received after **February 15th** will be processed in the order received and assigned the remaining spots available.

Class assignments will be mailed shortly thereafter. **The instructor/material fees will**

be due by March 10th. You will also have a chance at that time to order kits (when available).

Because of the quick turnaround of class assignments, we will not be able to refund registration fees.

Non-members of LLBWA are welcome to attend, but need to add \$10 to the cost of registration. An open weave area will also be available, but you must fill out a registration form and include the registration fee.

We feel fortunate to have attracted such talented teachers and hope that you are pleased with the selections.

If you have any questions, please contact:

Anne Johnson
815-332-9672 or totenhagen@aol.com

Bell Perry
815-332-4087 or arch78@insightbb.com



The deadline to register is February 15!

Hotel Information



We have reserved a block of 40 rooms at Cliffbreakers Convention Center.

Cliffbreakers Convention Center

700 West Riverside Blvd.
Rockford, IL 61103
(815) 282-3033

\$99 Two Queen beds

Please contact Cliffbreakers directly to reserve your hotel room.

Reservations need to be made by **March 15, 2008.**

Directions to Cliffbreakers can be found in the January 2008 issue of Weaving Times.

For more information about the convention center, please visit www.cliffbreakers.com.

Vendors

The following vendors are already signed up to vend at Spring Fling 2008:

Basket Bees, 262-392-2575

Beads & Reeds, 815-986-4529

East Troy Basketry, 888-424-9866

Please give them a call if you would like to pre-order any items. Or if there is something you would like them to bring so you can see it in person!



More vending info on page 5!

Diagonal Plaited Alaskan Red Cedar

Pam Talsky
 Class fee – \$50.00
Friday night class
 All weaving levels

Working with, splitting & preparing red cedar and diagonal plaiting, students will finish one handy basket dish or vase and have materials for a second to start in class or make on their own.

Dimensions: 4" x 4" x 4 1/2"



Raspberry Tea Basket

Annetta Kraayeveld
 Class fee – \$28.00
Friday night class
 Beginner weaving level

Dimensions: 3" x 6" x 4" with handle



Close up of the raspberries

This basket is a sweet little market, embellished with raspberries and vines. We will make basket and berries in class. This small basket is the perfect size for a stash of individually wrapped tea bags. Great gift idea!



Resin Medallion Tray

Ellonyia Yenney
 Class fee – \$65.00
Friday night class
 All weaving levels

Dimensions:
 Approximately 10" x 8"



Prepared resin medallions will be available for choosing the one that "talks" to you. Some examples of medallions include encased: agate, beads, flowers, river rock etc. The coiled weaving method will be taught. Students will have a broad choice of materials to use including fiber rush, Danish cord, sweet-grass, pine needs, raffia etc. This class offers so many choices that this tray will truly be unique!

No previous weaving experience needed, but it is helpful.



Close up of medallion encased with river rock

Small Server

Karen Griffith
 Class fee – \$35.00
Friday night class
 All weaving levels

Dimensions: 6" diameter x 4" high

This small server is woven on a 4" slotted base attached to speckle glazed, food safe ceramic bowl. A twill weave is woven up the sides with a lashed false rim applied to finish the top. The lid with a porcelain knob allows you to use the bowl as a decorative piece as well. All wood parts are pre-finished. A companion piece will be available at Marketplace.



Party Time!

Marla Helton
Class fee - \$56

Friday night class

All weaving levels

Dimensions: Approximately 7" x 6"

Beads, wire and gourds--what a great combination! This piece, new for 2008, begins with a simple coil weave of Danish Cord around the rim of the gourd. Students will then learn to incorporate beads and wire in various lengths and patterns to create this fun, playful piece that can take several different directions! Please bring small angle wire cutter if easily available.



Perfect Bathroom Stool

Thomas Holtkamp
Class fee - 75.00

Friday Night class

All weaving levels

Need a really good bathroom stool? This saddle stool is the perfect height and the prepared natural 6mm reed used for weaving loves dampness. This is the traditional rush pattern which can be used on any chair, stool, or rocker with rung construction. It is finished in golden oak.

Dimensions: 16.25" x 12.5" x 19.5"



Sterling Wire Wrapped Bangle Bracelet

Loni Labek
Class fee - \$65

Friday night class

Beginner weaving level

Using several gages of sterling wire you will sculpt this beautiful bangle bracelet. You will make components and charms to add to the beads that will be strung on as you make three wrap passes.



Embellishments

Susan Tucker/Jennie Baas
Class fee - \$20

Friday night class

Beginner weaving level

Students will create: a pendant using glass copper, copper foil & a variety of paper; two sets of beaded beads using the Peyote stitches and the Square stitch using 8/0 beads; a wool bead using roving and small beads.

Dimensions: Vary according to project



Note: These basket pictures are not to scale.

Check actual sizes of the basket in the description and see them in color on our web site www.llbwa.com

Small Laundry Double Wall

Karen Griffith

Class fee - \$65.00

Saturday - 8 hour class (8 a.m.– 5 p.m.)

Intermediate weaving level

A 10" x 16" double slotted base is used to weave a natural inside wall and navy outside wall accented with stoneware handles, triple twining and randing. Big and beautiful!



Dimensions: 20" L x 15" W x 9" H

Cedar Cache

Pam Talksy

Class fee - \$65.00

Saturday class

All weaving levels

Dimensions: Varies, but approximately
1" x 2" to 3" x 7"

Learn an ancient looping technique using your choice of waxed linen colors and hand harvested & prepared Alaskan Yellow Cedar and Western Red Cedar from Thome Bay, Alaska. The final touch will be the buckskin flap to which you will add a beaded edge and embellish with more beads and natural finds to make it truly a one of a kind, personalized work of art! Students may accent their braided strap with beads to match the pouch. Several samples will be available to inspire you. Can be made to hold a variety of items; cash and credit cards, cell phones, Blackberry, glasses...You pick the form to fit your needs and make it the size that works for you!



Journeys

Annetta Kraayeveld

Class fee - \$75.00

Saturday class

Advanced weaving

level; Twill experience required

Dimensions: 7 1/2" L x 5"W x 4 1/2"H w/o handle
(8" w/handle)

This little oval purse is woven with a random twill eave, which will result in a class full of individually unique baskets. Beginning with an ash base, students will weave with a very fine Hamburg cane over dyed spokes, A round rein leather handle and rim lashed with waxed linen completes the basket. While this basket will be shaped without a mold, class will discuss the use of items to help maintain a consistent shape. Twill experience necessary.



Special tools students need to bring: Students should bring a size #20 Tapestry needle and a small packing tool along with their regular basketry tools.

Note: These basket pictures are not to scale.

Check actual sizes of the basket in the description and see them in color on our web site www.llbwa.com

Crochet Sterling Necklace

Loni Labek

Class fee - \$70

Saturday class (4-6 hours)

Beginner Weaving Level

A beautiful multi-strand necklace using 30 gage wire and a J or K crochet hook. The strands are chain crocheted and strung with a variety of beads and crystals. The necklace is finished in the back with sterling cones and an S hook clasp.



Balamani's Cat Head

Susan Tucker/Jennie Baas

Class fee - \$45.00

Saturday class

Intermediate Weaving level

Dimensions: Base: 5" x 5", Diameter: 35",
Height: 8"



Balamani's Cat Head is a basic cat head using 3/8 FF stakes and a continuous weave using 3/16 FO. Openings are created then "filled" with embellishments. Students will also create the embellishments with glass pebbles and copper wire. Shaping a cat head will be taught.

Special Tools: Round nose pliers. Instructor will have some, students will need to share.

Close up of the wire wrapped glass pebbles

Twill & Vine

Ellonyia Yenney

Class fee - \$55.00

Saturday class

All weaving levels

In this class, students will weave an artistic basket on a slotted wood base with a stacked Japanese Weave. The most striking portion of this basket is the accent rim and embellishments. Students will weave with smoked reed, philodendron leaf sheaths and date palm fruit stalks. No previous weaving experience needed, but it is helpful.

All supplies and tools are provided.



Dimensions: 10" x 12"

Note: These basket pictures are not to scale.

Check actual sizes of the basket in the description and see them in color on our web site www.llbwa.com

Wall Weaving

Marla Helton

Class fee - \$64

Saturday class (4 hours, 1 p.m.-5 p.m.)

Intermediate Weaving level

This great piece begins with two drilled sculptural sticks. Students will insert spokes and learn to create a beautiful tapestry weave wall hanging using a wide variety of fibers, colors and textures. This fun class will encourage exploration and creativity.

Dimensions: Approximately 12" x 10"



Bark Covered Wire Basket

Marla Helton

Class fee - \$62

Saturday class (4 hours, 8 a.m.– noon)

Intermediate Weaving level

This piece, new for 2008 uses bark covered wire for spokes and some of the weavers. Beginning with a Japanese base, students will learn various techniques for manipulating bark covered wire which presents some new weaving challenges. A wide variety of textures and colors will be available from which to select for weaving this creative, new piece. Options will be discussed for how students choose to finish the rim (or leave in a sculptural form). Please bring fairly heavy duty wire cutters if easily available.

Dimensions: Approximately 5" x 7"



A Seven-Step Bench with Shelf

Thomas Holtkamp

Class fee - \$75.00

Saturday class

All weaving levels

A seven-step bench! This is the perfect bench for anywhere you need to sit and relax! The shelf below is perfect for newspapers or magazines. This is a traditional seven-step caning. It is woven using narrow binder cane. This is the pattern that everyone calls "caning".

Dimensions: 16" x 18" x 19.5"



Vanity Stool

Thomas Holtkamp

Class fee - \$75.00

Saturday class

All weaving levels

Dimensions: 21" x 11.5" x 18"

This is a vanity bench woven in a traditional porch weave using medium binder cane. It is easy! It is fast! It is fun! It is beautiful!

Please note: Tom will be teaching the Seven-Step bench and the Vanity Stool at the same time on Saturday.



Teacher Bios

KAREN GRIFFITH – Pleasant Lake, Indiana

Karen comes from the very northeast corner of Indiana where she teaches weekly weaving classes and works from her shop Farmer's Wives Basketry. She has taught at state events in Indiana, Kentucky, North Carolina, Illinois, West Virginia, and Missouri as well as at various guild sponsored events. Now retired from teaching in the public schools of Indiana, Karen enjoys reading, spending time with grandchildren and weaving.

MARLA HELTON – Greencastle, Indiana

Marla's love of nature led her on a path towards weaving on gourds which she grows on her farm in rural Indiana. Combining a love of sculpture as well as contemporary and traditional work, her work is constantly changing with the uniqueness of the fiber she finds and the shape of the item on which she is weaving. In addition to teaching at retreats, conferences and workshops around the country, Marla's can be seen at several art museums and galleries in the Midwest as well as outdoor art shows. For more information visit www.serindipitygourdart.com.

THOMAS HOLTKAMP – Noblesville, Indiana

Tom taught himself to seat weave over 40 years ago. After retiring from teaching and other jobs, he began teaching his craft 12 years ago. He has taught seat weaving in IN, OH, IL, MI, MO, IA, KY, TN, OK, SC, NC, DE, WI, CA, TX, WV, and VI. He maintains a small seat weaving business in his home. He is a sounding member and is on the board of the newly formed The SeatWeavers' Guild. He is married and has one son and two grandchildren, a boy (2) and a girls (9). He and his wife are both cancer survivors.

ANNETTA KRAAYEVELD – Beloit, Wisconsin

Annetta has largely been a self taught weaver. This method of learning created a large amount of kindling and some baskets; it also proved that she could weave the pictures in her mind. Preferring traditional shapes, Annetta weaves a variety of styles and is hopelessly addicted to miniatures! Annetta has been teaching locally and at conventions in the Midwest since 1999.

LONI LABEK - Rockford, Illinois

Loni has been weaving and beading for 15 years. She is the owner of Beads and Reeds located in Rockford, Illinois. Loni teaches classes at her shop and other locations. Be sure to visit www.beadsandreeds.com

PAM TALSKEY - Waterford, Wisconsin

It started with a pine needle basket in 1994. Pam has traveled to Thailand with Royalwood, and has made 6 trips to Alaska since 1998 to learn Pine Needle Basketry from Jeannie McFarland and native Haida weaving with Delores Churchill. She also goes to harvest and prepare her own western red and Alaskan yellow cedar barks and Sitka spruce root. Pam loves everything about weaving, from the gathering and preparation of materials to creating beautiful, mostly functional vessels. She has won numerous awards at IBA and AMB for all styles of baskets, including Nantucket, coiled, naturals and art pieces. The connection of weaving across the cultures continues to inspire her. Sharing her knowledge and continuing to learn from other weavers brings her great joy.

SUSAN TUCKER/JENNIE BAAS – Moline, Illinois

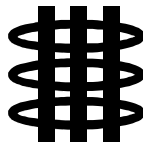
Jennie Baas and Sue Tucker taught classes for the Iowa Basket Guild and the Land of Lincoln Basketweavers Association. Jennie has been weaving since 1991 and Sue since 1999. They are both active members of the Quad Cities Basketry Guild.

ELLONYIA YENNEY - Bettendorf, Iowa

On a lark, one Saturday, I wove a basket with a friend and while did not like that particular basket, it got the wheels in my mind going...I liked the "idea" of what I had done. So I bought a bunch of reed and simply started weaving. My attraction to weaving is working with new shapes, materials, textures and color tones. While I have a direction in mind when I start, I find that my unconscious leads me to the final end-result and lets me know when a piece is simply "done". The free form pieces are such a source of joy to me as they are simply so organic and tranquil. I can't imagine what my life was like before I wove.

Editor's note: This is a condensed version of Ellonyia's Artist Statement. To read in full visit:

<http://home.mchsi.com/~ellonyia/>





Vending/Marketplace




We will have a mini marketplace at the Spring Fling. It will open at 4:30 p.m. on Friday and 7:30 a.m. on Saturday. The marketplace will be open to the public for shopping, and we are looking for vendors for the event.

You may sell basket-related items only. Anyone wishing to have a space to sell items must submit a vendor registration form (the form is included in this brochure). Spaces will be assigned on a first come, first serve, space available basis. The vending fee is \$20 for a 10' x 10' space. Make your check payable to LLBWA and include it with your vendor registration form.

Those teaching classes at the workshop will not have to pay the vending fee, they are able to sell items at the event, along with the other vendors.

There are three vendors that have already committed. They are Beads & Reeds, East Troy Basketry, and Basket Bees. If you would like to place an order with them to pick up at Spring Fling please give them a call! Their phone numbers are listed on Page 1 of this brochure. More information about these businesses can be found in the newsletter. Happy shopping!



Directions to Cliffbreakers Resort and Conference Center

From Northern Illinois and Wisconsin: Make your way to Rockford either by I90 or I39. Take the East Riverside Blvd. Take the East Riverside Blvd. towards Loves Park. Take East Riverside Blvd. for about 5 miles where you will cross the river and you will now be on West Riverside Blvd. The hotel is just past the river on the west side.

From Western Illinois and Iowa: Make your way to Rockford either by I90 or I39. Take the East Riverside Blvd. Take the East Riverside Blvd. towards Loves Park. Take East Riverside Blvd. for about 5 miles where you will cross the river and you will now be on West Riverside Blvd. The hotel is just past the river on the west side.

From Eastern Illinois and Indiana: Make your way to Rockford either by I90 or I39. Take the East Riverside Blvd. Take the East Riverside Blvd. towards Loves Park. Take East Riverside Blvd. for about 5 miles where you will cross the river and you will now be on West Riverside Blvd. The hotel is just past the river on the west side.

From Southern Illinois and Missouri: Make your way to Bloomington, IL and take I39 north to Rockford. Take the East Riverside Blvd. towards Loves Park. Take East Riverside Blvd. for about 5 miles where you will cross the river and you will now be on West Riverside Blvd. The hotel is just past the river on the west side.



Meal Information

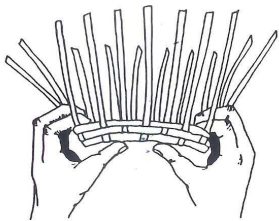
Included in your registration fee is a continental breakfast and lunch on Saturday. Lunch includes a Turkey Bacon & Tomato sandwich on a croissant, salad, seasonal fresh fruit, a beverage and a cookie. If you need to order a vegetarian meal, please check the appropriate box on the registration form. No outside food will be allowed in the weaving area. If you would like to participate in the Friday Night Pizza Party, please include an additional \$5 to cover pizza and soda. Any questions regarding meals please contact Anne Johnson at 815-332-9672 or via email at totenhagen@aol.com.

Other Fun Stuff!

Don't forget to bring something for the "show and share" table. It is always fun to see what everyone has been up to!

Also, there will be an information table. If you have any information to share about upcoming basketry events or other events that our attendees may be interested in, please bring it!





Registration Form

Spring Fling - April 11 & 12, 2008

Cliffbreakers Conference Center; Rockford, Illinois

Name _____

Phone () _____ Email _____

Address _____

City, State, Zip _____

LLBWA Member ____ Yes ____ No



List below classes you would like to take **Friday night**. Please put them in order of preference. **DO NOT LIST ANY CLASSES YOU ARE UNWILLING TO TAKE.**

1. _____
2. _____
3. _____
4. _____

List below classes you would like to take on **Saturday**. Please put them in order of preference. **DO NOT LIST ANY CLASSES YOU ARE UNWILLING TO TAKE.**

1. _____
2. _____
3. _____
4. _____



I would like to be included in the Friday Night Pizza Party

(# of meals) _____ @ \$5.00 = \$ _____

I require a vegetarian lunch on Saturday

Please send this form, a check for the registration fee made payable to LLBWA, and a self-addressed stamped business size envelope to:

Anne Johnson
8381 Vicki Road
Rockford, IL 61108

You will receive your class assignments shortly after the deadline therefore checks for classes must be received by **February 15, 2008** to ensure your spot in the class. No refunds for classes will be made after **March 15, 2008**.

Spring Fling Registration Checklist

- _____ I have enclosed the registration fee of \$40.
- _____ I would like to volunteer to help as needed.
- _____ I have enclosed money for the Friday pizza night pizza party (If desired).
- _____ I have included \$10 if not a member of LLBWA. Or if I want to join, I have included dues of \$15.
- _____ The deadline to register is **February 15** for first day registration.
- _____ I have enclosed a self-addressed, stamped envelope.



If you have any questions, please contact **Anne Johnson** at 815-332-9672 or via email at totenhagen@aol.com or contact **Bell Perry** at 815-332-4087 or via email at arch78@insightbb.com.

Please make checks payable to LLBWA



Vendor Registration for Spring Fling
April 11 & 12, 2008
Cliffbreakers Conference Center; Rockford, Illinois

Name _____

Phone () _____ Email _____

Business Name _____

Address _____

City, State, Zip _____

- I would like to vend at the *Spring Fling Workshop*, enclosed is my \$20 fee for each 10' x 10' space I would like to reserve
- Please check if you need electricity

Please list any helpers coming with you (for name tags):

Meals will be available on Friday and Saturday. Please refer to the newsletter for details. Saturday meals for vendors will be available at a cost of \$20.

Number of 10' x 10' spaces I want to reserve _____ @ \$20 = \$ _____

- I would like to purchase pizza on Friday night meal (s)
 (# of meals) _____ @ \$5.00 = \$ _____

There will be a variety of pizza available. Also included is soda or water.

- I would like to purchase a Saturday meal (s)
 (Turkey, bacon, & tomato sandwich on a croissant, salad, seasonal fresh fruit, beverage and cookie)
 (# of meals) _____ @ \$20.00 = \$ _____

- I require a vegetarian lunch

Total Enclosed: \$ _____ (Meals & Vending fees)

Please send this form and a check made payable to LLBWA by **February 15, 2008** to:

Anne Johnson
8381 Vicki Road
Rockford, IL 61108

If you have any questions, please contact *Anne Johnson* at 815-332-9672 or via email at totenhagen@aol.com or contact **Bell Perry** at 815-332-4087 or via email at arch78@insightbb.com.

